

**One of the eye-catching entries at Bridgecon was this Fantasy Figure “THE MANHAMMER”, hand-painted and largely scratch-built, entered by Michael Bell.**



**This Meeting – Wednesday, June 5<sup>th</sup>  
...is a THEME NIGHT!**

- #1. Any Subject that has Red, Yellow or Orange as the Main Colour.
- #2. Stripes.

**Next Meeting – Wednesday July 3<sup>rd</sup>**

*Spare Parts* is a monthly publication of the Saskatoon Chapter of the International Plastic Modellers Society (IPMS). Articles and comments should be submitted to Mike Reid, Editor, 41 Moncton Place, Saskatoon, SK S7H 4M6 or by email at [minreid@shaw.ca](mailto:minreid@shaw.ca).

## THE EXECUTIVE PAGE

### PROGRAMME FOR THE JUNE MEETING

6:30 pm Socializing, bring and build, etc.  
7:30 pm **Business Agenda** (no reason not to continue building at the same time).  
Visitors & Introductions.  
Old Business: **Mini Maker Faire** review and ideas for 2020; Bridgecon Committee report and comments.  
New Business: List of participants for Saturday Workshop; Northern Excursion traveller list.  
Juniors.  
Treasurer's Report.  
Models on the Display Tables.

### 2019 EVENTS CALENDAR

June 5<sup>th</sup>: Club Meeting Theme Night.  
#1: Any subject that has red, yellow or orange as the main colour.  
#2: Stripes.  
June 15<sup>th</sup>: Workshop hosted by **Greg Burke**.  
June 22<sup>nd</sup>: Northern trip.  
June 30<sup>th</sup>: Build session at **Bridge City Comics and Collectibles**.  
July 3<sup>rd</sup>: Club Meeting.  
July 20<sup>th</sup>: Workshop hosted by **Greg Burke**.  
July 28<sup>th</sup>: Build session at **Bridge City Comics and Collectibles**.  
August 7<sup>th</sup>: Club Meeting.  
August ??? : SMAS BBQ.

## COMMENTARY

Events such as **Bridgecon** can only happen as a result of hard work and dedication by a number of people. The contest in Saskatoon is separate from other **SMAS** activities with its own organising committee and financing. For 2019 that committee was comprised of **Jim Bartko** (President), **Greg Burke** (Vice Pres.), **Alan Luciuk** (Secretary), **Rick Hales** (Treasurer), **Cam Tetrault** (Chief Judge), **Dave Hill** (Contest Announcer), **Noah Kreutzwieser** (sponsorship campaign), **Mike Mathers** (Judge) and **Jerry Boese** (Judge). Also we must not forget the efforts of the "IT Guy" **Ray Schmidt** who, along with family help, kept track of all the entries. Other **SMAS** members and non-members need to be thanked for their support for this contest, assisting during promotion, set-up and takedown, all resulting in a successful event.

For an outside observer it was obvious that "armour" was very well supported. Also there was a good selection of dioramas about various subjects. Rather strangely "aviation" did not appear to be that well supported this time, where you usually expect to see a large entry. Our website ([smasonline.net](http://smasonline.net)) has a large number of photographs in addition to lists of the winners.

Moving back a little, the **Draggins Show** was a little disappointing from my point of view. Although we had a good display with lots of variety, spectators still seemed to have a hard time finding us. We were in the same side area as in previous years, so our "regular customers" knew where we were, but not too many others. There were some club members participating for the first time which was good to see. Most have indicated they would participate again and that is encouraging. This year the **Draggins** were struggling to fill all the space in the halls which they were using. In fact in two of them we could have put our display twice over. There will be some discussion about moving to a different location for the 2020 show.

For the past few years **Greg Burke** hosted a couple of Saturday Workshops. This year one has been scheduled for mid June, while the second will be July 20<sup>th</sup>. June 22 is the date for the **SMAS Springtime Northern Excursion** to **Group 2 Hobbies**, the **Dave Newhouse "man-cave"** and **P.A.** Obviously those dates are not cast in stone, so we will gather names in order to set up groups for e-mailing if there are changes, rather than sending all communications to all club members. Just as a reminder, putting your name down does not mean a commitment, what it does is to give the event coordinator a handle on potential requirements for that occasion.

- Mike Reid



Ph: 306-954-3434  
Email: [info@expresshobbies.com](mailto:info@expresshobbies.com)  
Web: [www.expresshobbies.com](http://www.expresshobbies.com)  
411 - 34th Street East  
Saskatoon, SK S7K 0S9



### CLUB MEMBER DISCOUNTS



Ph: 306-749-3606  
Email: [mailorder@group2hobbies.com](mailto:mailorder@group2hobbies.com)  
Web: [www.group2hobbies.com](http://www.group2hobbies.com)  
P.O. Box 339, 279 Bellamy Avenue  
Birch Hills, SK S0J 0G0



### J&P Hobby Supplies

Ph: (306) 764-2333  
Email: [jp.hobby@shaw.ca](mailto:jp.hobby@shaw.ca)  
300 - 13th Street West  
Prince Albert, SK S6V 3G3



# MINI MAKER FAIRE

The **SMAS** coordinator for this event was **Colin Kunkel** and his efforts (thanks **Colin**) were rewarded by six members participating in an enjoyable day. This year we put a lot more emphasis on the building aspect of the hobby. Apart from **Colin** and I, the other participants were **Bob Kunkel**, **Ted Lewis**, **Wes Braid** and **Dave Hill**. The organizers provided six large tables and lots of space where we could have accommodated another three or four builders with ease. As it was we all managed to get some work done despite spending a lot of time talking to spectators.

One club member at the **Faire** for other purposes was **Eric Pellerin**. He commented that many of the other exhibitors had displays where people could actually try their hand at something. Getting visitors to build a kit might appear to be the obvious answer if we were to go that route, but it has drawbacks. In the past some kit manufacturers had promotional programmes where low cost kits were made available, but that is no longer the case. Also a “build-and-take” is aimed at the younger set, where we would really like to involve more of an adult audience.

So another idea would have **SMAS** setting up an “**Introduction to Air Brushing**” workshop.

We had preliminary discussions with the organizers who like the idea because it gives them something different for 2020. If nothing but acrylic paint is used, there will not be a problem with solvents or harsh chemicals generating fumes. A large cardboard box will restrict overspray, although some form of venting might be needed. Painting would be done onto plastic plates, or possibly models which people (including club members) could bring to the show.

There are some rides in a fairground where kids are not allowed, so the undersize hopefuls are weeded out by having to meet a certain height requirement. A similar concept might be applied here, where a person must be able to hold an air brush in one hand only and still be able to use the controls.

For this year though, **Photo 1** shows **Ted Lewis** in the air cadet flight simulator deciding that **Fighter Pilot** would not have been a good career choice and **Photo 2** shows our promotional wall. We deliberately did not take lots of finished models and it was dioramas by **Ted** and **Dave** which generally drew most attention. Obviously a good guide for the direction of our display next year.

- Mike Reid



# BRIDGECON 2019

A few of the models presented at Bridgecon which caught the Editor's eye:

Photo No	Entrant/Info	Photo No	Entrant/Info
1	Dave Newhouse — 17 AR Anti-tank Gun	8	Alan Luciuk — Moon base Alpha surface
2	Michael Evans — De Havilland DH110 Sea Vixen	9	Alan Luciuk — Moon base Alpha underside
3	Robert Ward — Mack DM800 / Peerless	10	John Giesy — Fallen Comrade in the East
4	Brian Lloyd — Curtiss C-46 Commando	11	Michael Evans — Spitfire Mk IX
5	Michael Bell — Mad Moxxi's Freak Show	12	Michael Evans — Gloster Javelin
6	Jerry Boese — 1940 Willys Coupe	13	Michael Evans — Vietnam Light Armour
7	???? — The Final Countown	14	Barry Moule — Farm vehicles




A comprehensive look at the contest can be found at [smasonline.net](http://smasonline.net)

- Mike Reid



...Continued on page 5

...Continued from page 4



# SPACE: 1999

...Continued on page 6



# SHOPPING CART

Three items to mention this month. One is different CA glue (the runny type) now being carried by **Express Hobby** as seen in **Photo 1**. Specifically intended for gluing clear parts without causing fogging, my first test indicates that the manufacturer's claim is correct. A two-part conical nose cone was put together without a hint of fogging.

**Photo 2** is another two-part epoxy putty, this one from **Canadian Tire** that I am sure will be very useful. A repair has been done on an old **Frog Shackleton** kit where part of one engine nacelle was missing. A blob of this putty was made up by mixing equal parts of the components. The way this product is made makes that process really simple. The

material comes in the form of a rod, so all that is needed is to cut off a piece of the rod to suit. At the centre of the rod is one component, with the second component wrapped around it. Kneading the blob to mix the two components to a uniform colour makes it ready to use. Two pieces of advice though; firstly try to mould it as close as possible to the final shape needed. Secondly, be careful when sanding since it sets hard and it is easy to gouge adjoining plastic.

**Photo 3** is another CA glue but the **Gel** type this time. It is something recommended by **Ron Just** that has not made it to my tool box yet, although it will do shortly. Having watched **Ron** work with it at a recent **Sunday Build** where he was attaching small automotive parts, made me realize how useful it will be.



- Mike Reid

# NEWS FROM IPMS CANADA

The new **Associate Membership** category has now officially been established. \$20 a year entitles an **Associate Member** to receive four quarterly issues of **beaverRTales**, a membership card, access to various discounts that some shops and suppliers offer to **IPMS Canada** members. There will also be access to **IPMS Canada** merchandise that is available only to members. Associates will not receive “free decals”, but will be able to purchase any left-over copies (non-members cannot). Associates **WILL NOT receive RT**.

It is anticipated that the category will be especially appealing to those modellers who may be unfamiliar with **IPMS Canada** but would like to dip their toe in the water, then maybe upgrade to full regular membership later. It is expected to be popular with modellers overseas, where outrageous postal rates make the cost of regular **IPMS Canada** membership prohibitive.

**IPMS Canada Associate Membership**






- Mike Reid

# DAVE'S DOCKYARD

Examples of the extent to which *Dave DeBack* will go to correct inaccuracies in a kit of the **USS Hornet**, an aircraft carrier from **World War Two**.

- *Mike Reid*



# SMAS WEBSITE

Need to find SMAS newsletter back issues? Check us out! You can find them at: [www.smasonline.net](http://www.smasonline.net)



## SMAS Executive

Ray Moskowec - President

Ph: 306-491-8651

Email: [rposkowec27@outlook.com](mailto:rposkowec27@outlook.com)

Mike Reid - Vice-President

Ph: 306-477-1927

Email: [minreid@shaw.ca](mailto:minreid@shaw.ca)

Rick Hales - Treasurer

Ph: 306-933-2938

Email: [richale@sasktel.net](mailto:richale@sasktel.net)

Mike Reid - Newsletter Editor • Ph: 306-477-1927 • Email: [minreid@shaw.ca](mailto:minreid@shaw.ca)

Printing Courtesy of

**mister print**  
a PRINTWEST company

1-306-934-7575  
2720 Millar Avenue  
Saskatoon, SK Canada

SMAS meets on the first Wednesday of each month at the Parkridge Centre, 110 Gropper Crescent, Saskatoon (off Fairlight Drive), officially starting at 7:00 p.m. Any suitable material received for the newsletter on the Sunday before the meeting, stands a very good chance of being printed for that issue.

